

Biblical Hebrew

Printables

Worksheets for the
free online course



Copyright 2022

Lee Giles

ISBN: 9798844540769

All Rights Reserved


Hebrew Letter Images from Hebrew4Christians.com

Lesson 2


You read Hebrew from right to left! Start with the aleph on the top right and trace that one first. Then move to the one to its left. When you get to the end of the row, go back to the bottom right and trace that letter. That's how you write Hebrew. Remember, it's not backwards to them!

Trace Letter Aleph!

Silent Letter
takes the sound of its vowel



Trace the letter outline:



וַיֹּאמֶר אֱלֹהִים, יְהִי אוֹר; וַיְהִי-אוֹר.

Lesson 2

Remember to work from right to left.

Trace Letter Lamed!

“L” as in *look*



Trace the letter outline:



א בְּרֵאשִׁית, בָּרָא אֱלֹהִים, אֶת הַשָּׁמַיִם, וְאֶת הָאָרֶץ.

ב וְהָאָרֶץ, הִיְתָה תֵהוֹ וְבָהוּ, וַחֲשָׁךְ, עַל-פְּנֵי תְהוֹם ; וְרוּחַ
אֱלֹהִים, מְרַחֶפֶת עַל-פְּנֵי הַמָּיִם.

ג וַיֹּאמֶר אֱלֹהִים, יְהִי אוֹר ; וַיְהִי-אוֹר.

ד וַיֵּרָא אֱלֹהִים אֶת-הָאוֹר, כִּי-טוֹב ; וַיַּבְדֵּל אֱלֹהִים, בֵּין
הָאוֹר וּבֵין הַחֹשֶׁךְ.

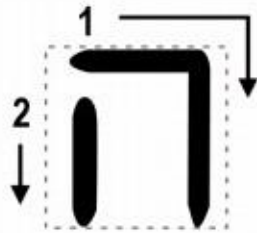
ה וַיִּקְרָא אֱלֹהִים לְאוֹר יוֹם, וּלְחֹשֶׁךְ קָרָא לַיְלָה ;
וַיְהִי-עֶרֶב וַיְהִי-בֹקֶר, יוֹם אֶחָד.

Lesson 3

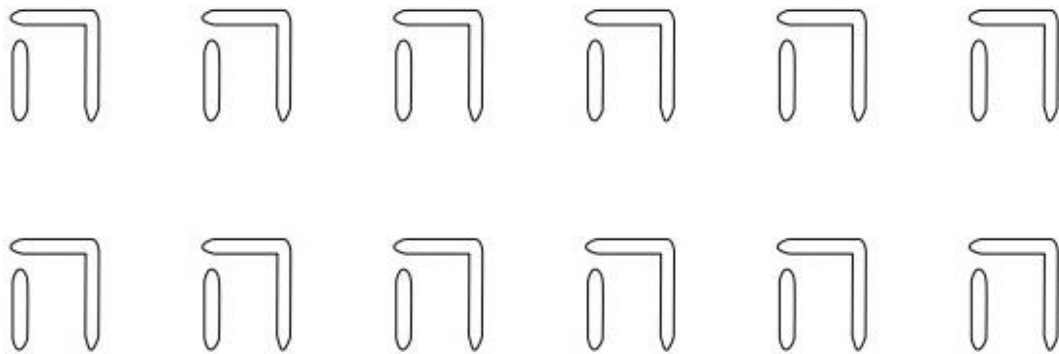
Remember to work from right to left. Start with the Hei (Hey) on the top right and trace that one first. Then move to the one to its left. When you get to the end of the row, go back to the bottom right and trace that letter.

Trace Letter Hey!

"h" as in hay



Trace the letter outline:



Genesis 1:2-3

ב וְהָאָרֶץ, הִיְתָה תֵהוֹ וְבִהוּ, וְחֹשֶׁךְ, עַל-פְּנֵי תְהוֹם; וְרוּחַ
אֱלֹהִים, מְרַחֶפֶת עַל-פְּנֵי הַמַּיִם.

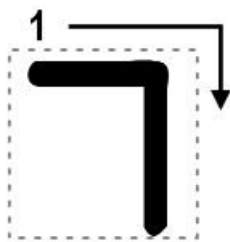
ג וַיֹּאמֶר אֱלֹהִים, יְהִי אוֹר; וַיְהִי-אוֹר.

Note: The bold letters that are separate at the beginning of each verse are the verse numbers in Hebrew. Do they look familiar?

Lesson 3

Remember to work from right to left. Start with the Resh on the top right and trace that one first. Then move to the one to its left. When you get to the end of the row, go back to the bottom right and trace that letter.

*“R ” as in **r**ain*



Trace the letter outline:

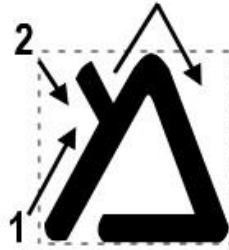


Genesis 1:1

בְּרֵאשִׁית, בָּרָא אֱלֹהִים, אֶת הַשָּׁמַיִם, וְאֶת הָאָרֶץ.

Trace Letter Mem!

“M” as in ***mom***

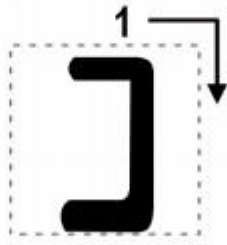


Trace the letter outline:

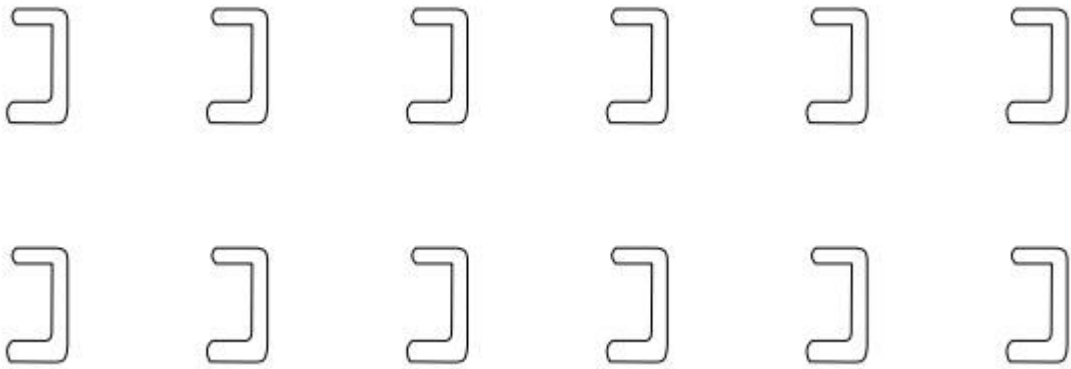


Trace Letter Nun!

*“N” as in **now***



Trace the letter outline:



Hebrew Vocabulary – List 1

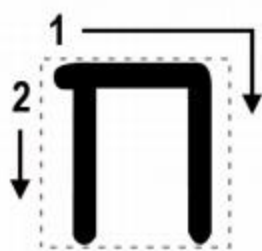
(Accented syllables are shown in the pronunciation guide with bold letters.)

Hebrew	Pronunciation	Meaning
לֹא	LO'*	no, not
אֶל	'EL	to, towards
הַר	HAR	mountain, hill
רָאָה	RA'AH	he saw
אָמַר	'AMAR	he said
אִם	'EM	mother
נָהַר	NAHAR	stream, river
מִן	MIN	from

*Remember that the letter alef is shown in the pronunciation guide with an apostrophe, even though it is not pronounced.

Trace Letter Chet!

“ch” as in bach




Trace the letter outline:




Trace Letter Ayin!

Silent letter
takes the sound of its vowel



Trace the letter outline:



Genesis 1:1-5

א בְּרֵאשִׁית, בָּרָא אֱלֹהִים, אֶת הַשָּׁמַיִם, וְאֶת הָאָרֶץ.

ב וְהָאָרֶץ, הִיְתָה תֵהוֹ וְבֵהוּ, וְחֹשֶׁךְ, עַל-פְּנֵי תְהוֹם; וְרוּחַ אֱלֹהִים, מְרַחֶפֶת עַל-פְּנֵי הַמָּיִם.

ג וַיֹּאמֶר אֱלֹהִים, יְהִי אוֹר; וַיְהִי-אוֹר.

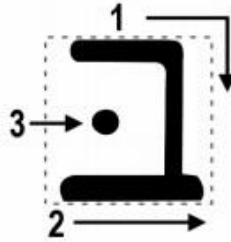
ד וַיֵּרָא אֱלֹהִים אֶת-הָאוֹר, כִּי-טוֹב; וַיַּבְדֵּל אֱלֹהִים, בֵּין הָאוֹר וּבֵין הַחֹשֶׁךְ.

ה וַיִּקְרָא אֱלֹהִים לְאוֹר יוֹם, וּלְחֹשֶׁךְ קָרָא לַיְלָה; וַיְהִי-עֶרֶב וַיְהִי-בֹקֶר, יוֹם אֶחָד.

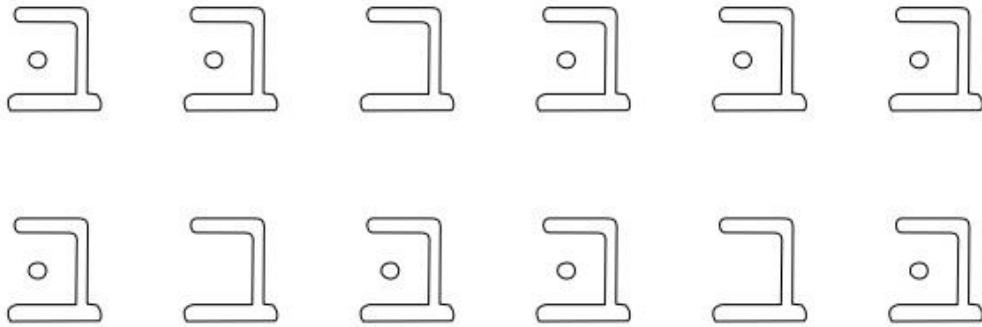
Lesson 9

Trace Letter Bet!

"b" as in boy
no dot – "v" as in yine

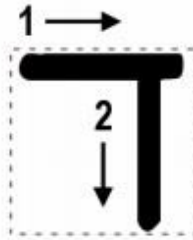


Trace the letter outline:

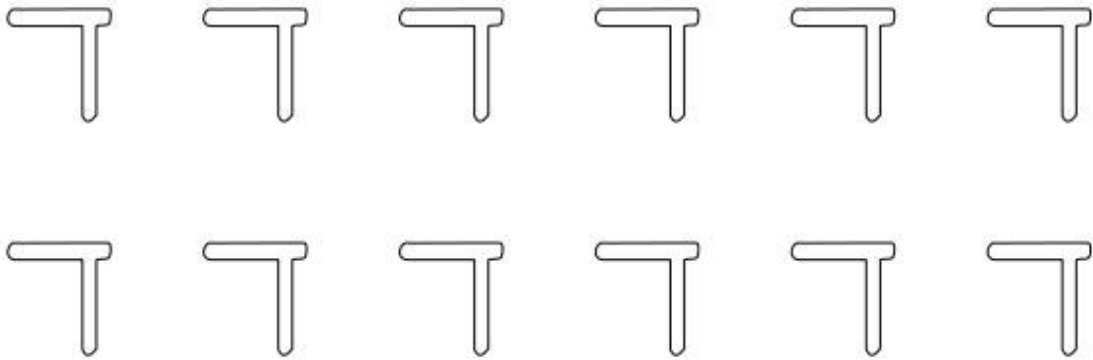


Trace Letter Dalet!

“d” as in door



Trace the letter outline:



Genesis 1:4

וַיֵּרָא אֱלֹהִים אֶת-הָאוֹר, כִּי-טוֹב; וַיַּבְדֵּל אֱלֹהִים, בֵּין הָאוֹר וּבֵין הַחֹשֶׁךְ.

Genesis 1:5

וַיִּקְרָא אֱלֹהִים לָאוֹר יוֹם, וַלְחֹשֶׁךְ קָרָא לַיְלָה; וַיְהִי-עֶרֶב וַיְהִי-בֹקֶר, יוֹם אֶחָד.

Hebrew Vocabulary – List 2

(Accented syllables are shown in the pronunciation guide with bold letters.)

Hebrew	Pronunciation	Meaning
אָח	‘AH Ḥ *	brother
לֶחֶם	LEḤEM	bread, food
עַם	‘AM **	people, nation
נֶעַר	NA’AR	young man, boy
אָב	‘AV	father
בֶּן	BEN	son
בָּרָא	BARA’	he created
אָדָם	‘ ADAM	man, humankind
דָּבָר	DAVAR	word, thing

*Remember that the “h” with a dot under it indicates the letter Ḥet, with the throat-clearing sound.

**Remember that, like the ALEF, the letter AYIN is shown in the pronunciation guide as an apostrophe, but it is not pronounced.

Lesson 11

Vocabulary Practice (Lists 1 and 2)

Read the following sentences in English with a Hebrew word inserted, and try to understand the meaning. You can look up the word if you don't remember it and can't guess the meaning from context.

1. Pride is **לֵא** pleasing to the Lord.
2. Elijah lived beside a **נֶהָר** for a time, and was fed by ravens.
3. Moses spent 40 days up on a **הָר** with the Lord.
4. Jesus **אָמַר** , "It is finished."
5. God said **אֵל** Adam, "Where are you?"
6. Jesus came **מִן** heaven.
7. When he **רָאָה** the miracle, he believed.
8. Bathsheba was the **אִם** of Solomon.
9. My **אָב** is a scientist who believes that God **בָּרָא** the world as stated in the book of Genesis.
10. In the Middle East, people often eat flat, round **לֶחֶם** .
11. Jesus was a **נֶעַר** when his parents found him after three days talking with teachers in the temple.
12. Every **דְּבַר** of God is like **לֶחֶם** to us.
13. Cain killed his **אָח** .
14. God sometimes had to judge the **עַם** of Israel.
15. God said, "It is not good for the **אָדָם** to be alone."
16. David's **בֶּן** Absalom tried to take over the kingdom.

Lesson 11 Review

Find the familiar words:

- רֵאשִׁית בָּרָא אֱלֹהִים אֶת
הַשָּׁמַיִם וְאֶת הָאָרֶץ:

(Genesis 1:1)

- וַיֹּאמֶר אֵלַי בֶּן-אָדָם עֲמֹד
עַל-רִגְלֶיךָ וְאָדַבֵּר אֲתָךְ:

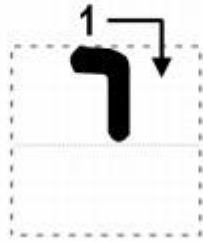
(Ezekiel 2:1)

- וַיָּשֻׁבוּ לֶאֱכֹל-לֶחֶם וַיִּשְׂאוּ

(Genesis 37:25a)

Trace Letter Yod!

“Y” as in yes



Trace the letter outline:

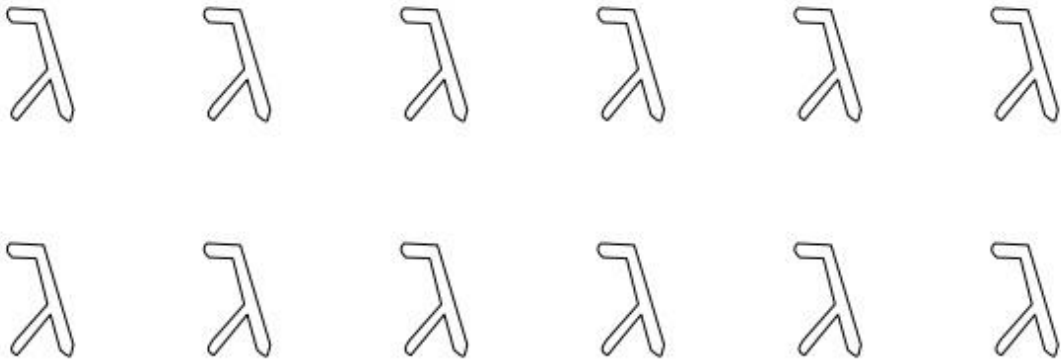


Trace Letter Gimmel!

*“g” as in **g**irl*




Trace the letter outline:



Trace Letter Tsade!

“Ts” as in nuts

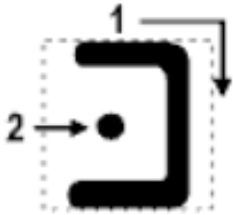


Trace the letter outline:

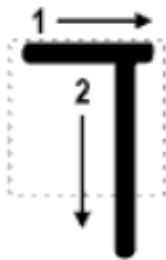


KAF / KHAF

Practice copying KAF (with a dot) and KHAF (without a dot):



Practice the sofit forms:



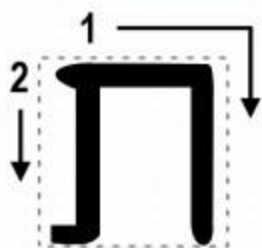
Hebrew Vocabulary – List 3

(Accented syllables are shown in the pronunciation guide with bold letters.)

Hebrew	Pronunciation	Meaning
יָד	YAD	hand
יָלֵד	YELED	child
יָם	YAM	sea
בֶּגֶד	BEGED	garment, clothing
גֶּן	GAN	garden
צֶלֶם	TSELEM	image, likeness
אֶרֶץ	‘ERETS	earth, land
עֵץ	‘ETS	tree, wood
כִּי	KI	that (conjunction)
מֶלֶךְ	MELEH	king

Trace Letter Tav!

“T” as in tall
(with dot, same sound)

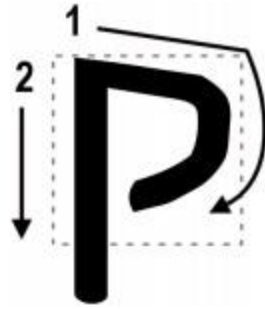


Trace the letter outline:



Trace Letter Qof!

*“Q” as in queen
(often transliterated as “k”)*

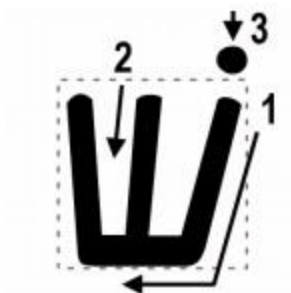


Trace the letter outline:

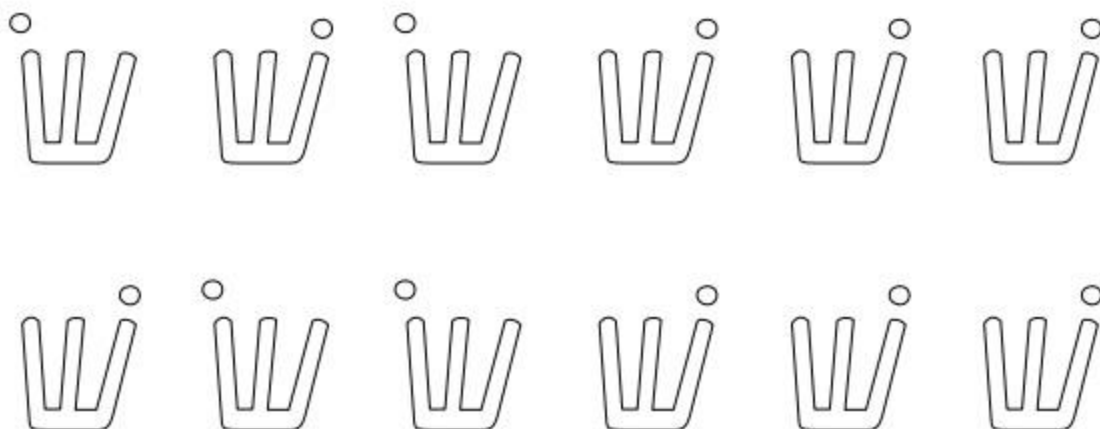


Trace Letter Shin!

“Sh” as in shy
(dot left – “s” as in sun)



Trace the letter outline:

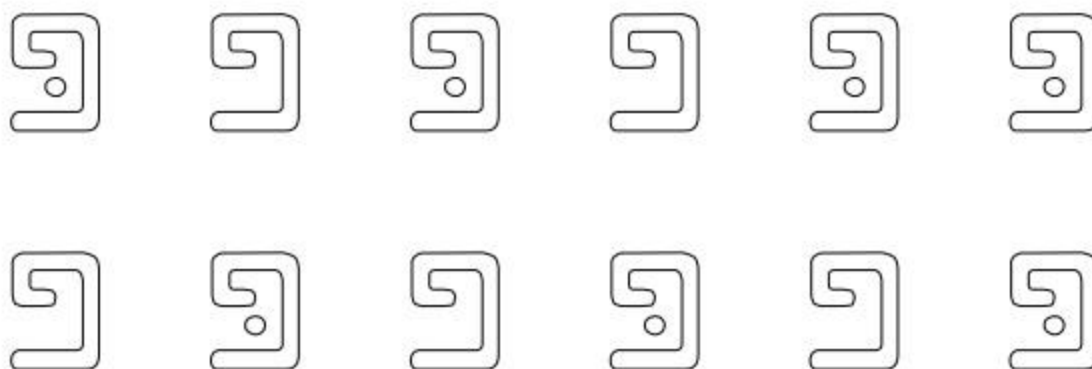


Trace Letter Pey!

*“P” as in **p**ark*
*no dot – “ph” as in **p**hone*



Trace the letter outline:



Lesson 21

Hebrew Vocabulary – List 4

(Accented syllables are shown in the pronunciation guide with bold letters.)

Hebrew	Pronunciation	Meaning
בַּת	BAT	daughter
בַּיִת	BAYIT	house
קָרָא	QARA' *	he called
בֹּקֶר	BOQER	morning
שֵׁם	SHEM	name
עָשָׂר	‘ESER	ten
עָפָר	‘AFAR	dust, dry earth
פֶּן	PEN	lest

*The letter QOF is written in the pronunciation guide as Q, but remember that it is pronounced like a K.


Vocabulary Practice (Lists 3 and 4)

Read the following sentences in English with a Hebrew word inserted, and try to understand the meaning. You can look up the word if you don't remember it and can't guess the meaning from context.

1. John the Baptist wore בגד made of camel hair.
2. The people of Israel were removed from their ארץ because of their idolatry.
3. Aaron said, "It's not my fault! I just threw the gold into the fire, and out popped this צלם of a golden calf!"
4. David said כי the Lord was his shepherd.
5. מלך David had a ילד named Solomon.
6. God told Noah to make an ark of עץ.
7. Imagine what it was like to walk with God in the גן in the cool of the day (Genesis 3:8).
8. God told Moses to stretch out his יד over the ים.
9. One of the עשר commandments is to not take the שם of the Lord in vain.
10. The Lord קרא to Samuel in the middle of the night.
11. The Bible tells us that Esther was the בת of Abihail.
12. Every בקר the Israelites picked up manna from the ground to eat.
13. "...for עפר you are, and to עפר you shall return" (Genesis 3:19).
14. You shall not touch the ark of the covenant, פן you die.
15. "As for me and my בֵּית, we will serve the Lord" (Joshua 24:15).

Trace Letter Vav!


“v” as in vine



Trace the letter outline:




Practice the Letter SAMEKH:




Trace Letter Tet!

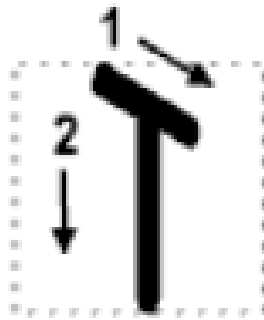
“T” as in time



Trace the letter outline:



Practice the Letter ZAYIN:



Hebrew Vocabulary – List 5

Hebrew	Pronunciation	Meaning
דָּוִד	DAH-VEED*	David
וְ	VEH (short)	and
כֶּסֶף	KESEF	money, silver
סוּס	SUS	horse
קָטָן	QATON**	small
טוֹב	TOV	good
זָהָב	ZAHAV	gold
זָקֵן	ZAQEN	old

*I have changed our usual way of showing pronunciation for the word “David” to show more clearly how to pronounce it in Hebrew, since it’s a word we have in English as well.

**Don’t forget that the letter QOF is written as Q in the pronunciation guide, but it is pronounced the same as K.

Lesson 27

Practice reading aloud the SOUNDS of the letters in the following verses. NOTE that you will ignore the vowel markings; just do the consonants. For aleph and ayin, you can just say “silent,” since those letters make no sound.

בְּרֹאשִׁית בָּרָא אֱלֹהִים אֶת הַשָּׁמַיִם וְאֶת הָאָרֶץ :

אַחֵר | הַדְּבָרִים הָאֵלֶּה הָיָה דְּבַר־יְהוָה אֶל־אַבְרָם
בְּמַחֲזָה לֵאמֹר אֶל־תִּירָא אַבְרָם אֲנֹכִי מִגֵּן לָךְ
שְׂכָרְךָ הָרַבָּה מְאֹד :

כִּי יֵדַע אֱלֹהִים כִּי בְיוֹם אֲכַלְכֶּם מִמֶּנּוּ וְנִפְקַחוּ
עֵינֵיכֶם וְהִייתֶם לְבָאֲלֵהִים יִדְעִי טוֹב וְרָע :

Practice writing these letters:

1. Alef
2. Bet
3. Vet
4. Gimel
5. Dalet
6. Hei
7. Vav
8. Zayin
9. Het
10. Tet
11. Yod

12. Kaf

29. Shin

13. Khaf

30. Sin

14. Kaf sofit

31. Tav

15. Lamed

16. Mem

17. Mem sofit

18. Nun

19. Nun sofit

20. Samekh

21. Ayin

22. Pey

23. Fey

24. Pey sofit

25. Tsade

26. Tsade sofit

27. Qof

28. Resh

Hebrew Vocabulary – List 6

Hebrew	Pronunciation	Meaning
חֹשֶׁךְ	HOSHEKH	darkness
עַל	‘AL	upon
רָע	RA’	evil, bad
עֵצֶם	‘ETSEM	bone, self
נֵר	NER	lamp
מַיִם	MAYIM	water, waters
גָּדוֹל	GADOL	great, big
סֻלָּם	SULAM	ladder
רוּחַ	RUAH	spirit, wind, breath

Genesis 1:1-5

א בְּרֵאשִׁית, בָּרָא אֱלֹהִים, אֶת הַשָּׁמַיִם, וְאֶת הָאָרֶץ.

ב וְהָאָרֶץ, הִיְתָה תֵהוֹ וְבֵהוּ, וְחֹשֶׁךְ, עַל-פְּנֵי תְהוֹם; וְרוּחַ אֱלֹהִים, מְרַחֶפֶת עַל-פְּנֵי הַמָּיִם.

ג וַיֹּאמֶר אֱלֹהִים, יְהִי אֹר; וַיְהִי-אֹר.

ד וַיֵּרָא אֱלֹהִים אֶת-הָאֹר, כִּי-טוֹב; וַיַּבְדֵּל אֱלֹהִים, בֵּין הָאֹר וּבֵין הַחֹשֶׁךְ.

ה וַיִּקְרָא אֱלֹהִים לָאֹר יוֹם, וְלַחֹשֶׁךְ קָרָא לַיְלָה;
וַיְהִי-עֶרֶב וַיְהִי-בֹקֶר, יוֹם אֶחָד.

Genesis 1:1-5

א בְּרֵאשִׁית, בָּרָא אֱלֹהִים, אֶת הַשָּׁמַיִם, וְאֶת הָאָרֶץ.

ב וְהָאָרֶץ, הִיְתָה תֵהוֹ וְבִהוּ, וְחָשֶׁךְ, עַל-פְּנֵי תְהוֹם; וְרוּחַ אֱלֹהִים, מְרַחֶפֶת עַל-פְּנֵי הַמָּיִם.

ג וַיֹּאמֶר אֱלֹהִים, יְהִי אֹר; וַיְהִי-אֹר.

ד וַיֵּרָא אֱלֹהִים אֶת-הָאֹר, כִּי-טוֹב; וַיַּבְדֵּל אֱלֹהִים, בֵּין הָאֹר וּבֵין הַחָשֶׁךְ.

ה וַיִּקְרָא אֱלֹהִים לְאֹר יוֹם, וּלְחָשֶׁךְ קָרָא לַיְלָה; וַיְהִי-עֶרֶב וַיְהִי-בֹקֶר, יוֹם אֶחָד.

Hebrew Vocabulary – List 7

Hebrew	Pronunciation	Meaning
אור	‘OR	light
חומה	HOMAH	wall
זה	ZEH	this
איש	‘ISH	man, husband
בין	BEN	between

Lesson 57

Review of Syllables, the Dagesh, Stress Accent, and Vocabulary

(Lessons 52 – 56)

Write the following Hebrew words in English letters, dividing the syllables appropriately. Pay attention to any dageshes.

Example: לֶחֶם LE-HEM

1. אָדָם

2. זָהָב

3. בָּשָׂר

4. הִנֵּה

5. חַיִּים

Tell whether the dageshes in the following words are weak or strong.

1. אִשָּׁה

2. בֵּין

3. סֶלֶם

4. הִנֵּה

5. דָּוִד

Tell whether the stress accent in the following words is on the last syllable or the first syllable.

1. לֶחֶם

2. כֶּסֶף

3. עֶפֶר

4. בֵּית

5. קֶטֶן

Hebrew Vocabulary – List 8

Hebrew	Pronunciation	Meaning
בָּשָׂר	BASAR	flesh
גּוֹי	GOY	people, nation
דֶּרֶךְ	DEREKH	way, path, road
הִנֵּה	HINNEH	Behold!
אִשָּׁה	'ISHAH	woman, wife
חַיִּים	HAYYIM	life
עֶרֶב	'EREV	evening
שָׁמַיִם	SHAMAYIM	heavens, sky

Hebrew Nouns and Adjectives Review

A. Write the English meaning next to each Hebrew phrase below. Remember that sometimes the vowels might be a bit different than you expect.

אָב זָקֵן

אִשָּׁה חֲכָמָה

גֹּוִי צַדִּיק

אָדָם טוֹב

מִים קְדוֹשִׁים

מֶלֶךְ גָּדֹל

מְלָכִים גְּדֹלִים

B. Label each Hebrew phrase with MS (masculine singular), FS (feminine singular), MP (masculine plural), or FP (feminine plural). You DO NOT need to know all the words to be able to do this. Look for clues in the adjectives.

גִּפּוֹן גָּדֹלָה

נְעָרוֹת טוֹבוֹת

עֵינַיִם יְפוֹת

מִים קְדוֹשִׁים

מֶלֶךְ גָּדֹל

לְשׁוֹנוֹת רַבִּים

פֶּה קָטָן

נָשִׁים צַדִּיקוֹת

נְעָרָה טוֹבָה

Hebrew Vocabulary – List 9

Hebrew	Pronunciation	Meaning
יוֹם	YOM	day
חַיָּה	ḤAYYAH	animal, living being
חָכָם	ḤAKHAM	wise
צַדִּיק	TSADDIQ	righteous, just
קָדוֹשׁ	QADOSH	holy
עִיר	‘IR	city
שָׂדֶה	SADEH	field, open country

Genesis 11:1

וַיְהִי כָּל־הָאָרֶץ שָׁפָה אֶחָת וּדְבָרִים
אַחָדִים:

Genesis 11:2

וַיְהִי בְּנִסְעָם מִקֶּדֶם וַיִּמָּצְאוּ בְּקָעָה
בְּאֶרֶץ שִׁנְעָר וַיֵּשְׁבוּ שָׁם:

Genesis 11:3

וַיֹּאמְרוּ אִישׁ אֶל־רֵעֵהוּ הִבָּה נִלְבְּנָה
לְבָנִים וְנִשְׂרָפָה לְשִׂרְפָּה וְתִהְיֶה לָּהֶם
הַלְבָּנָה לְאָבֹן וְהַחֲמָר הִיא לָּהֶם
לְחֶמֶר:

Genesis 11:4

וַיֹּאמְרוּ הִבָּה | נִבְנֶה־לָּנוּ עִיר וּמִגְדָּל
וְרֹאשׁוֹ בַּשָּׁמַיִם וְנַעֲשֶׂה־לָּנוּ שֵׁם פֶּן־נָפוּץ
עַל־פְּנֵי כָּל־הָאָרֶץ:

Hebrew Vocabulary – List 10

Hebrew	Pronunciation	Meaning
בְּהֵמָה	(BeHEMAH)	beast, cattle
לַיְלָה	(LAYLAH)	night
נְקֵבָה	(NeQEVAH)	female
מִגְדָּל	(MIGDAL)	tower
מַלְאָךְ	(MAL'AKH)	angel, messenger
אֲדֹנָי	('ADONAY)	Lord
אֱלֹהִים	('ELOHIM)	God; gods
שִׁפָּה	(SAFAH)	language, lip, edge

Genesis 1:1-5

1:1

בְּרֵאשִׁית בָּרָא אֱלֹהִים אֶת הַשָּׁמַיִם
וְאֶת הָאָרֶץ :

(BeRESHIT BARA' 'ELOHIM 'ET HASHAMAYIM Ve'ET HA'ARETS)

1:2

וְהָאָרֶץ הִיְתָה תֹהוּ וָבֹהוּ וְחָשֶׁךְ עַל־פְּנֵי
תְהוֹם וְרוּחַ אֱלֹהִים מְרַחֶפֶת עַל־פְּנֵי
הַמָּיִם :

(VeHA'ARETS HAYeTAH TOHU VAVOHU VeḤOSHEKH 'AL-PeNEY
TeHOM VeRUAḤ 'ELOHIM MeRAḤEFET 'AL-PeNEY HAMMAYIM)

1:3

וַיֹּאמֶר אֱלֹהִים יְהִי אוֹר וַיְהִי־אוֹר :

(VAYOMER 'ELOHIM YeHI 'OR VAYHI 'OR)

1:4

וַיַּרְא אֱלֹהִים אֶת־הָאוֹר כִּי־טוֹב וַיְבַדֵּל
אֱלֹהִים בֵּין הָאוֹר וּבֵין הַחֹשֶׁךְ׃

(VAYAR 'ELOHIM 'ET-HA'OR KI TOV, VAYAVDEL 'ELOHIM BEN
HA'OR UVEN HAḤOSHEKH)

1:5

וַיִּקְרָא אֱלֹהִים לָאוֹר יוֹם וַלְחֹשֶׁךְ
קָרָא לַיְלָה וַיְהִי־עֶרֶב וַיְהִי־בֹקֶר יוֹם
אֶחָד׃

(VAYYIQRA' 'ELOHIM LA'OR YOM VeLAḤOSHEKH QARA' LAYLAH
VAYHI 'EREV VAYHI VOQER YOM 'EḤAD)

Midterm Hebrew 1 Exam (Lessons 1-91)

A. Letter names. Write the full name of the following Hebrew letters.

Example: ס SAMEKH

1. א

9. ג

2. ב

10. ד

3. ה

11. ו

4. ז

12. ח

5. ט

13. י

6. כ

14. ל

7. מ

15. נ

8. ס

16. ע

B. Write the following Hebrew letters.

Example: DALET

ד

1. YOD

4. SIN

2. TSADE

5. VAV

3. HET

6. ZAYIN

C. Vowels. Write the Hebrew name of each vowel sign shown, and the sound it makes.

Example: ךָ qamats / a

1. כֶּ

4. בֶּ

2. יֶ

5. אֶ

3. חֶ

6. וֶ

D. Vocabulary. Write the English translation next to each Hebrew word below.

Example: רָאָה he saw

1. אֵל

11. יָם

2. הָר

12. בֵּן

3. אִם

13. בֵּית

4. לֶחֶם

14. שֵׁם

5. אָב

15. טוֹב

6. דָּבָר

16. בָּרָא

7. עַם

17. זָהָב

8. יָד

18. חֹשֶׁךְ

9. אֶרֶץ

19. גָּדוֹל

10. מָלַךְ

20. אִישׁ

E. Dageshes. Tell whether the dagesh in the following words is weak or strong:

a. בֵּן

c. אִשָּׁה

b. הֵנָּה

d. גָּדוֹל

F. Shevas. Tell whether the sheva in the following words is silent or vocal:

a. בְּהֵמָה

c. מְגִדָּל

b. לִילָה

d. נִקְבָּה

G. Grammar. Tell whether the following words are singular or plural, and also whether they are masculine or feminine.

1. דָּבָר

3. חֹמֶה

2. סוּסִים

4. בְּהֵמוֹת

H. Grammar. Translate the following phrases into English. Keep in mind there might be more than one way to translate them. Pick one way.

1. סוּס טוֹב

2. אִשָּׁה חֲכָמָה

Practicing Roots and Patterns

A. Write the root letters for the following words (in Hebrew letters). Recall that you need to be on the lookout for prefixes and suffixes, which are part of the pattern, not the root.

1. מִלְדָּ

2. מִלְדָּ

3. מִמְלָכָה

4. חֹתֶם

5. עֲתִיק

6. מִכְתָּב

B. Draw a line from each of the following words on the left to its matching pattern on the right.

חֶכֶם

אֲדִיר

רָכַב

מִסְפָּר

צִדִּיק

אָדָם

קָטַל

מִקְטָל

קָטַל

קָטִיל

Hebrew Vocabulary – List 11

Hebrew	Pronunciation	Meaning
קֹדֶשׁ	(KODESH)	holiness, sacredness
מַמְלָכָה	(MAMLAKHAH)	kingdom
חִכְמָה	(HOKHMAH)	wisdom
זָכָר	(ZAKHAR)	male
תֵּבָה	(TEVAH)	ark (boat)
שְׁנַיִם	(SHeNAYIM)	two
נֹחַ	(NOAH)	Noah
צִוָּה	(TSIVAH)	he commanded

Hebrew Vocabulary – List 12

Hebrew	Pronunciation	Meaning
מָקוֹם	MAQOM	place
אֶבֶן	‘EVEN	stone
טָמֵא	TAME’	unclean
עַיִן	‘AYIN	eye
יְהוָה	‘ADONAY	name of God (LORD)
יְהוָה	‘ELOHIM	name of God (God)
שָׁם	SHAM	there
רֹאשׁ	RO’S	head

Preposition Review!

Write (in Hebrew letters, including vowels) what you think the following phrases would be. You can refer to your vocabulary list for the spelling of the words. Pay attention to whether or not there is a definite article ("the") in the English prompt, since that will make a difference in the vowel of the preposition.

1. Like a voice
2. In a voice
3. With the sword
4. To the sword
5. Like the serpent
6. To a serpent

Preposition Review, Part 2

Under each Hebrew phrase, write on the left-hand side what you think the English equivalent would be. After you have done this, look up the verse in the English Bible and write the actual translation under the phrase on the right-hand side. Don't worry if sometimes they seem different. Prepositions are very hard to translate because they don't have exact equivalents across different languages.

בְּיִשְׂרָאֵל (Numbers 1:3)

לְיִשְׂרָאֵל (Exodus 18:9)

לְמִשְׁכָּן (Exodus 26:15)

בַּתְּבֹה (Genesis 7:23) HINT: This word is introduced in Lesson 95.

כִּזְהָב (Malachi 3:3) HINT: This word is introduced in Lesson 25.

Hebrew Vocabulary – List 13

Hebrew	Pronunciation	Meaning
שָׁנָה	SHANAH	Year
מִשְׁפָּט	MISHPAT	Justice, judgment
נָחָשׁ	NAHASH	Serpent
חֶרֶב	HEREV	Sword
קוֹל	QOL	Voice, sound
אַיֵּה	'AYYEH	Where?
בְּתוֹךְ	BeTOKH	in the middle of, among
יִשְׂרָאֵל	YISRA'EL	Israel
מִי	MI	Who?
מִשְׁכָּן	MISHKAN	tabernacle, dwelling

Hebrew Vocabulary – List 14

Hebrew	Pronunciation	Meaning
מֹשֶׁה	MOSHEH	Moses
מִצְרַיִם	MITRA'IM	Egypt
אַבְרָהָם	AVRAHAM	Abraham
יִצְחָק	YITS-HAQ	Isaac
יַעֲקֹב	YA'AQOV	Jacob
יְרוּשָׁלַיִם	YeRUSHALAYIM	Jerusalem
פַּרְעֹה	PAR'OH	Pharaoh
שְׁלֹמֹה	SHeLOMOH	Solomon
שָׁלוֹם	SHALOM	peace, well-being

Hebrew Vocabulary – List 15

Hebrew	Pronunciation	Meaning
תָּמִים	TAMIM	Complete, sound
מְאֹד	Me'OD	Very
אוֹ	'O	Or
אֵלֶּה	'ELLEH	These
דֹּר	DOR	Generation, period
יוֹנָה	YONAH	Dove, Jonah
זַיִת	ZAYIT	Olive tree, olive
קֵץ	QETS	End

Hebrew Vocabulary – List 16

Hebrew	Pronunciation	Meaning
אֹהֶל	‘OHEL	tent
אֲרוֹן	‘ARON	ark, chest, coffin
הֵיכָל	HEYKHAL	palace, temple
נָבִיא	NAVI’	prophet
לֵב / לֵבָב	LEV / LEVAV	heart
נֶפֶשׁ	NEFESH	person, soul
פֶּה	PEH	mouth
פָּנִים	PANIM	face, faces
בְּרִית	BeRIT	covenant

Hebrew Vocabulary – List 17

Hebrew	Pronunciation	Meaning
אֲשֶׁר	‘ASHER	that, which, who
טָהוֹר	TAHOR	clean, pure
יָפֵה	YAFEH	beautiful, handsome
אֲדָמָה	‘ADAMAH	ground, earth
צָבָא	TSAVA’	army, war, warfare, host
שַׁעַר	SHA’AR	gate

Some Tricky Forms

English	Basic Form	Construct Form
Son	בֶּן	בֶּן
Sons	בָּנִים	בָּנָי
Daughter	בַּת	בַּת
Daughters	בָּנוֹת	בָּנוֹת
Man	אִישׁ	אִישׁ
Men	אֲנָשִׁים	אֲנָשֵׁי
Woman	אִשָּׁה	אִשָּׁת
Women	נָשִׁים	נָשֵׁי

Men, Women, Sons, Daughters – Practice Page!

Circle the word in the following verse portions which is a form of man, woman, son or daughter. It may be singular or plural, basic or construct. Write what the word means in English and whether it's a regular or construct form (as best you can tell). Try to figure out what the verse portion means. You can refer to your Tricky Forms chart and look up the Bible verse if you need help. NOTE: There may be more than one in a single verse!

1. Genesis 3:2

וַתֹּאמֶר הָאִשָּׁה אֶל־הַנָּחֶשׁ

2. Genesis 6:2

וַיֵּרְאוּ בְנֵי־הָאֱלֹהִים אֶת־בְּנוֹת הָאָדָם
כִּי טֹבֹת הֵנָּה וַיִּקְחוּ לָהֶם נָשִׁים מִכָּל
אֲשֶׁר בָּחָרוּ:

3. Genesis 25:19

וַיֵּאָלֶה תּוֹלְדֹת יִצְחָק בֶּן־אַבְרָהָם

4. Genesis 4:23

שָׁמַעַן קוֹלִי נָשִׂי לְמַדַּי הָאֵזְנָה אִמְרָתִי
כִּי אִישׁ הִרְגֹתִי לְפָצְעִי

Independent Personal Pronouns in Hebrew

I	אֲנִי, אַנְכִּי
You (masc. singular)	אַתָּה
You (fem. singular)	אַתְּ
He, it	הוא
She, it	היא, הִוא

We	אֲנַחְנוּ
You (masc. plural)	אַתֶּם
You (fem. plural)	אַתֶּן, אַתְּנָה
They (masc.)	הֵם, הֵמָּה
They (fem.)	הֵנָּה

Hebrew Vocabulary – List 19**Verbs**

Hebrew	Pronunciation	Meaning
רָאָה *	RA'AH	he saw
אָמַר *	'AMAR	he said
בָּרָא *	BARA'	he created
קָרָא *	QARA'	he called
צִוָּה *	TSIVAH	he commanded
עָשָׂה	'ASAH	he made, he did
הָיָה	HAYAH	he was, became

*These verbs are for review; we covered them earlier in the course.

Possessive Suffixes in Hebrew

*The suffixes are shown attached to the word סוס, meaning “horse.” The syllable that is stressed, or accented, is marked in bold in the pronunciation guide.

My	סוּסִי (susi)
Your (masc. sing.)	סוּסְךָ (suskha)
Your (fem. sing.)	סוּסֶיךָ (susekh)
His	סוּסוֹ (susō)
Her	סוּסָהּ (susah)

Our	סוּסֵנוּ (susenu)
Your (masc. plural)	סוּסְכֶם (suskhem)
Your (fem. plural)	סוּסֵיכֶן (suskhen)
Their (masc.)	סוּסָם (susam)
Their (fem.)	סוּסָן (susān)

Review of Possessive Suffixes

Read the following aloud and translate them. Try to do it without referring to your possessive suffix chart. For any forms translated as “your” or “their,” be sure to write whether it is masculine or feminine, singular or plural. The noun used here is אֶרֶץ , which as you know means “land.”

אֶרְצִי

אֶרְצֶנּוּ

אֶרְצְךָ

אֶרְצְכֶם

אֶרְצוֹ

אֶרְצֵךְ

אֶרְצָם

אֶרְצָהּ

Hebrew Vocabulary – List 20

Hebrew	Pronunciation	Meaning
שְׁמַע	SHeMA'	Hear!
אֶחָד	'EḤAD	One
אָהַב	'AHAV	He loved
מְאֹד	Me'OD	Strength; very*
בְּרֵאשִׁית	BeRE'SHIT	Genesis (In the Beginning)**
שְׁמוֹת	SHeMOT	Exodus (Names)
וַיִּקְרָא	VAYIQRA'	Leviticus (Called)
בְּמִדְבָּר	BeMIDBAR	Numbers (In the Wilderness)
דְּבָרִים	DeVARIM	Deuteronomy (Words)

*This word is not new, but the meaning of “strength” is new.

**The literal meaning of the Hebrew name is in parentheses.

Hebrew Vocabulary – List 21**Names of God in Hebrew**

Hebrew	Pronunciation	Meaning
יְהָ	YAH	Short form of יהוה
אֵל	'EL	God
אֵל עֶלְיוֹן	'EL 'ELYON	God Most High
אֵל שַׁדַּי	'EL SHADDAY	God Almighty
אֵל עוֹלָם	'EL 'OLAM	God Eternal
יְהוָה יִרְאֶה	'ADONAY YIR'EH	The Lord Will Provide
אֵל רֹאִי	'EL RO'I	The God Who Sees Me
יְהוָה רִפְּאֵךְ	'ADONAY ROFe'EKHA	The God Who Heals You
יְהוָה נִסִּי	'ADONAY NISSI	The Lord My Banner
יְהוָה מְקַדְּשְׁכֶם	'ADONAY MeQADDISHKHEM	The Lord Who Sanctifies You
יְהוָה שָׁלוֹם	'ADONAY SHALOM	The Lord is Peace
יְהוָה צְבָאוֹת	'ADONAY TSeVA'OT	The Lord of Hosts
יְהוָה רֹעִי	'ADONAY RO'I	The Lord My Shepherd
יְהוָה צְדִיקְנוּ	'ADONAY TSIDKENU	The Lord Our Righteousness
אֵל גְּמוּלוֹת	'EL GeMULOT	The God of Recompense
יְהוָה מַכֶּה	'ADONAY MAKKEH	The God Who Strikes
יְהוָה שָׁמָּה	'ADONAY SHAMMAH	The Lord is There
יְהוָה עֹשֵׂנוּ	'ADONAY 'OSENU	The Lord Our Maker

Hebrew 1 Final Exam

A. Vocabulary. Write the English translation next to the following words.

- | | |
|---------------|--------------|
| 1. זָקֵן | 15. מָאֵד |
| 2. מַיִם | 16. דֶּרֶךְ |
| 3. אֹרֶךְ | 17. אֶהָל |
| 4. נְשָׁמִים | 18. אֲרוֹן |
| 5. יוֹם | 19. הַיֵּכָל |
| 6. עֵיר | 20. נָבִיא |
| 7. שָׁדָה | 21. לֵב |
| 8. מִמְלָכָה | 22. נֶפֶשׁ |
| 9. זָכָר | 23. בְּרִית |
| 10. אָבִן | 24. טָהוֹר |
| 11. מְקוֹם | 25. שַׁעַר |
| 12. רֹאשׁ | 26. צָבָא |
| 13. מִשְׁפָּט | 27. חֶרֶב |
| 14. קוֹל | 28. מִדְּבָר |

B. Names. Write the correct English name next to the Hebrew one.

- | | |
|--------------|------------|
| 1. מֹשֶׁה | 3. יַעֲקֹב |
| 2. מִצְרַיִם | 4. יִצְחָק |

C. Grammar. Answer the following.

1. If סוס means “horse,” then what does הסוס mean in English?
2. If בֵּית גָּדֹל means “a great house,” what does הַבַּיִת הַגָּדֹל mean?
3. Circle the form which would be used to talk about something being located
IN ISRAEL: כְּיִשְׂרָאֵל בְּיִשְׂרָאֵל לְיִשְׂרָאֵל
4. Circle the form which would be used to talk about God speaking TO
ISRAEL: כְּיִשְׂרָאֵל בְּיִשְׂרָאֵל לְיִשְׂרָאֵל
5. Circle the form which would be used to talk about how there is no other
nation LIKE ISRAEL: כְּיִשְׂרָאֵל בְּיִשְׂרָאֵל לְיִשְׂרָאֵל
6. Translate the following phrases, paying careful attention to the small
differences between them:
 - a. בְּמָקוֹם
 - b. בַּמָּקוֹם
7. The word חֵכְמָה means “wisdom.” With that in mind, translate the
following construct chains into English.
 - a. אִישׁ חֵכְמָה
 - b. חֵכְמַת אִישׁ

8. Translate the following construct chains into English:

a. מְלֶאכִי אֱלֹהִים

b. בֵּית אֱלֹהִים

9. Write the English meaning of the following:

a. אָנִי

c. אֲנִיָּהּ

b. אֲנִי

d. הוּא

10. For each of the following pronouns, write the English meaning, the number, and whether it is masculine or feminine:

a. אַתָּה

b. אַתָּם

c. הֵם

d. הֵנָּה

11. Translate the following:

a. אֶרֶץ means “land” → אֶרְצֵנוּ means...

b. אָב means “father” → אָבִי means...

c. סוּס means “horse” → סוּסָהּ means...

d. בֶּן means “son” → בָּנוּ means...